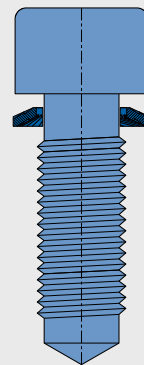
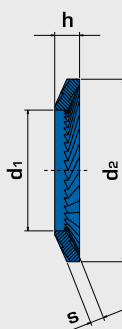
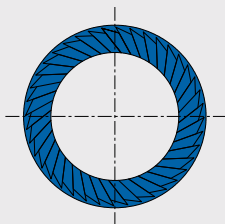




RZB MS



Dimensioni in mm - Dimensions in mm - Abmessungen in mm

mm.	d ₁ H14		d ₂ h14		s	h max	A	Kg
4*	3,60	0,300 / 0	7,00	0 / -0,360	0,80	1,10	3,30	0,143
5*	4,50	0,300 / 0	9,00	0 / -0,360	0,95	1,30	6,70	0,317
6*	5,50	0,300 / 0	10,00	0 / -0,360	1,00	1,40	11,20	0,367
8	7,40	0,360 / 0	13,00	0 / -0,430	1,20	1,65	27,00	0,694
10	9,25	0,360 / 0	16,00	0 / -0,430	1,50	1,95	53,00	1,482

* Non standard (prodotti su richiesta) - Non standard (product available on request) - Nichtstandard (Erzeugnisse auf Anfrage)

A Carico di prova
 Coppia torsione (Nm)
 Load Test
 Torsion Torque (Nm)
 Prüfbelastung
 Drehmoment (Nm)